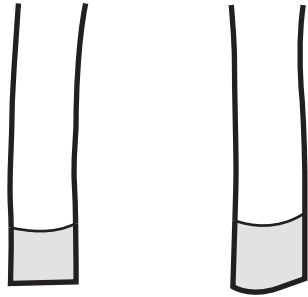



# HOW TO TIE A SCARF: THE TWICE-AROUND ASCOT

*This knot is ideal for longer scarves, and perfect for cold weather.*




**1**

Place the scarf around your neck and let it hang equally on each side.




**2**

Bring one side "A" towards the other side "B".




**3**

Let "A" pass from under "B".




**4**

Bring "A" towards the front.



**5**

Let "A" pass through "B" again to form a knot.



**6**

Adjust both sides facing forward as shown in the illustration.