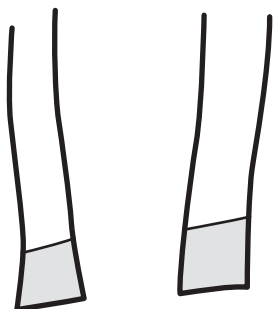


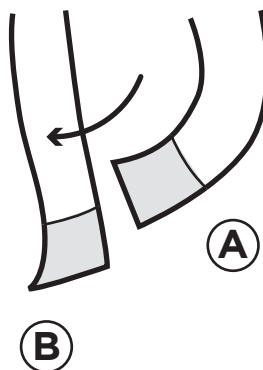
# HOW TO TIE A SCARF: THE ASCOT KNOT

*This knot is great when you're wearing an open jacket, and offers versatility for all occasions.*




**1**

Place the scarf around your neck and let it hang equally on each side.




**2**

Take one end "A" and bring it towards the other "B".




**3**

Let "A" pass from under "B".



**4**

Bring "A" upwards to make a knot as illustrated.



**5**

Adjust both the ends equally facing downwards.