
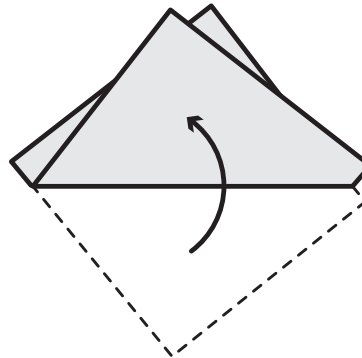


HOW TO FOLD A THREE-POINT POCKET SQUARE



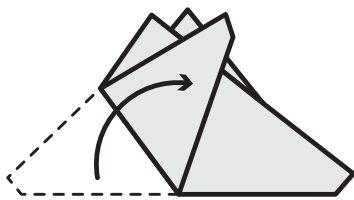
1

Lay the pocket square flat with one corner facing up and one corner facing down.



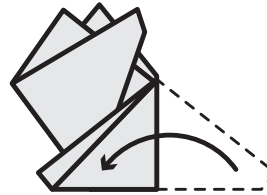
2

Fold the bottom corner up to the left of the top corner.



3

Fold the left side towards the right, and up to the right of the "middle peak".



4

Fold the right side straight across in to the left.



5

Place the pocket square in your jacket pocket and adjust as needed.