
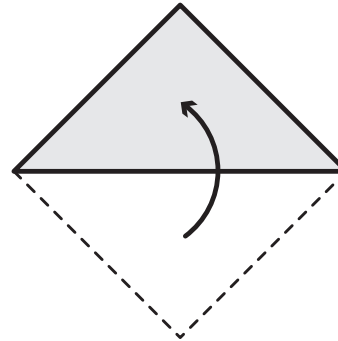


HOW TO FOLD A ONE-POINT POCKET SQUARE



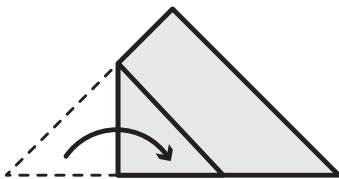
1

Lay the pocket square flat with one corner facing up and one corner facing down.



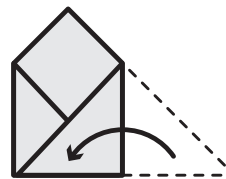
2

Fold the bottom corner up to meet the top corner.



3

Fold the left corner to the right.



4

Repeat and fold the right corner into the left.



5

Place the pocket square in your jacket pocket and adjust as needed.